

As of 1/29/16

Total apps = 228

complete = 149

Transfers waiting = 2

incomplete = 20

in process of being housed = 34

on transitional status = 11

on HOLD status = 12

Average time on current wait list (months) – does not include transitional, hold or incomplete apps = 8.95

Total family apps = 26 – complete apps only

1 bedroom = 6

2 bedroom = 16

3 bedroom = 4

Total individual apps = 125 – complete apps only

Persons with sex offense = 13

Registered = 10.

Not registered = 3

Persons with arson charge = 1

Persons in need of ADA accommodations = 6

Needs railings in bathrooms stall

Needs first floor or elevator

Wheelchair - 2

Uses walker

COPD

Youth = 9

Individual = 6

Family = 3

Age range = 19 – 66 Average = 44.19

Persons over 60 = 5

Vulnerability Index

Range = 11 - 40

Average = 26

Months on wait list

Range = .13 – 24.4

Average = 8.95

Chronic documentation (prior to new guidelines)

Have = 36

Chronic but no documentation = 49

Not chronic (at time of app) = 64

Citizenship

US Citizen = 143

Non citizen = 6

Veteran = 2

SA = 77

SMI = 143

PWA = 0 (Damien Center just took 10 applications)

PWOD = 48

Income = 26

Range = \$139 - \$1,300 Average = \$620

1/1/2015 – 1/31/2016 (13 months)

Housed = 143 (43 in 2016)

Vulnerability Index

Average = 32

Range = 14 – 45

Those in range of 14 may be families, First Home, chronic only, etc.

Families = 18

Individuals = 125

SO = 5

Arson = 1

ADA = 10 (4 of those were Penn)

Youth = 11

Over 60 = 12

Chronic = 68

| Apps on list | January | February | March | April | May | June | July | August | September | October | November | December | Cumulative |
|--|---------|----------|-------|-------|-----|------|------|--------|-----------|---------|----------|----------|------------|
| Apps submitted total | 20 | 23 | 33 | 10 | 11 | 25 | 15 | 212 | 18 | 21 | 21 | 29 | 246 |
| AccessAbility | | | 1 | 1 | | | | | | | | | 2 |
| Adult and Child | 5 | 7 | 7 | 1 | | 3 | | | 4 | | | | 30 |
| Boner Center | | | | | | | | | | | | | |
| Children's Bureau | | | | | | | | | | | | | |
| Coburn | 1 | 1 | | | | 2 | | | | | | | 4 |
| Damien Center | | | | | | 1 | | | | 2 | | | 4 |
| Gallahue | 1 | | 1 | | | | 1 | | | | | | 3 |
| HIP | | | | 1 | | | 1 | | | | | | 2 |
| Horizon House | | | | 1 | | | 1 | | 1 | | | | 3 |
| Julian Center | | | | 1 | | | | | 0 | | 1 | | 2 |
| Middown | 3 | 8 | 8 | 2 | 3 | 6 | 3 | 8 | 3 | 4 | 4 | 3 | 56 |
| Pedigo | 8 | 6 | 12 | 3 | 7 | 9 | 3 | 5 | 4 | 4 | 9 | 12 | 82 |
| Pour House | 1 | | 3 | | | 3 | 5 | 7 | 5 | 4 | 5 | | 35 |
| Salvation Army | 1 | | | 1 | | 1 | | | | | | | 3 |
| Step Up | | | | | 1 | | | | | | | | 1 |
| Wheeler Center for W&C | | 1 | | | | | 1 | | | | | | 2 |
| Other | | | | | | | | | | | | | 4 |
| Family | 2 | 8 | 8 | 2 | 1 | 4 | 1 | 2 | 1 | 1 | 1 | 2 | 37 |
| Individual | 18 | 15 | 25 | 8 | 10 | 16 | 14 | 18 | 15 | 20 | 19 | 26 | 204 |
| Vacancies | 18 | 14 | 7 | 6 | 6 | 12 | 13 | 10 | 17 | 12 | 12 | 12 | 139 |
| Adult and Child PHI | 1 | | | | | | | | | | | | 1 |
| Adult and Child PHH | | | | | | | | | | | | | 0 |
| Boner Center Our Town | | 2 | | | 2 | | | | 1 | | 4 | | 9 |
| Boner Center Scattered Site (family) | | | | | | | | 1 | | 1 | | | 3 |
| Boner Center Special Needs (either/both) | | | | 1 | | | | | | | | | 1 |
| Damien Center (either) | 1 | | | | | 1 | 2 | | | 2 | 1 | 10 | 17 |
| Englewood | | | | | | | | | | | | | 1 |
| Healthnet Dove | | | | | | | | 1 | | | | | 1 |
| Julian Center 34 North (either/both) | 1 | | | | | | | | | | | | 1 |
| Middown Adult (either) | 1 | | | | | 1 | 1 | 1 | 1 | 1 | | | 6 |
| Middown Youth | 1 | | | | | | | | | | | | 1 |
| Middown Project Based | | | 1 | | | | 1 | 1 | 1 | | | | 3 |
| Middown Intecare I | 3 | 1 | 2 | | 1 | | 1 | 2 | 1 | | | | 11 |
| Middown Intecare II | | | 1 | 1 | | 1 | 1 | 1 | 1 | | | | 6 |
| Middown First Home Safe Haven | 1 | 7 | 1 | 3 | | 2 | 1 | 1 | 2 | 2 | 2 | | 19 |
| PIH Burton | 2 | 1 | | | 1 | | 3 | | 2 | 1 | 1 | | 12 |
| PIH Colonial Park | 1 | 2 | | | | | | | | 2 | | | 5 |
| PIH Crown Point | 1 | 1 | 1 | | 1 | 6 | | 1 | 1 | 1 | 2 | | 14 |
| PIH Gladstone | 2 | | 1 | | | 1 | | 1 | 6 | 1 | | | 13 |
| PIH Mazingo | | | | | | | | | | | | | 4 |
| PIH Orleans I (family) | 1 | | | | 1 | | 2 | | 1 | | | | 5 |
| PIH Orleans II - Fallview (family) | | | | | | | | | | 2 | | | 3 |
| Salvation Army Barton Center (family) | 1 | | | 1 | | | | 1 | 1 | | | | 3 |

| | | | | | | | | | | | | | |
|---|---|---|----|---|---|---|---|------|------|-------|------|---|------|
| Housed by service provider | 8 | 7 | 13 | 8 | 5 | 3 | 5 | 4 | 6 | 8 | 9 | 8 | 84 |
| Accessibility | | | | | | | | | | | | | 0 |
| Adult and Child | 2 | 1 | 3 | 1 | 1 | 2 | | | 2 | | 1 | | 13 |
| Coburn | | | | | | | 2 | | | | | | 2 |
| Damien Center | | | | | | | | | | | 1 | | 1 |
| Gallahue | | | | 1 | | | | | | | | | 1 |
| HIP | | 1 | 2 | | | | | 1 | | | | | 4 |
| Horizon House | | | | | | | | | | | 1 | | 1 |
| Julian Center | | | | | | | | | | | | | 0 |
| Midtown | 5 | 4 | 6 | | 2 | | | | 1 | | 1 | 2 | 21 |
| Pedigo | | | 1 | | 1 | 1 | 2 | | 1 | 1 | 4 | 4 | 21 |
| Pour House | | 1 | | | 1 | | 1 | 3 | 2 | 7 | 1 | 2 | 18 |
| Salvation Army | | | | | | | | | | | | | 0 |
| Step Up | | | | | | | | | | | | | 0 |
| Wheeler Center for W&C | | 1 | | | | | | | | | | | 1 |
| Borner Center | | | 1 | | | | | | | | | | 1 |
| Transfer | | | | | | | | | | 1 | | | 1 |
| Apps in process at end of mos | | | | | | | | 20 | 25 | 21 | 25 | | 14 |
| Apps length on wait list (completed) | | | | | | | | 7.86 | 7.6 | 11.13 | 8.54 | | |
| Length on wait list for those housed during mos | | | | | | | | 8.57 | 9.5 | 6.7 | | | |
| Housed 2013 from app submission to housed | | | | | | | | | | | | | 5.56 |
| Housed 2014 from app submission to housed | | | | | | | | | | | | | 6.64 |
| Family | | | | | | | | | | | | | |
| Average time on current wait list (months) | | | | | | | | 7.3 | 6.28 | | | | |

1 = individual

f = family

| | January |
|--|---------|
| Apps submitted total (includes incomplete) | 26 |
| AccessAbility | |
| Adult and Child | 3 |
| Boner Center | |
| Children's Bureau | |
| Coburn | |
| Damien Center | 2 |
| Gallahue | 2 |
| HIP | 1 |
| Horizon House | |
| Julian Center | |
| Midtown | 6 |
| Pedigo | 12 |
| Pour House | |
| Salvation Army | |
| Step Up | |
| Wheeler Center for W&C | |
| Other | |
| Family | 2 |
| Adults in family | 2 |
| Children in family | 2 |
| Pregnancies | 0 |
| Individual | 24 |
| Incomplete submitted | 8 |
| Vacancies | 59 |
| Adult and Child PHI | |
| Adult and Child PHII | |
| Adult and Child SPC SRA | |
| Boner Center Our Town | 1 |
| Boner Center Scattered Site (family) | |
| Boner Center Special Needs (either/both) | 1 |
| Damien Center (either) | |
| Englewood | |
| Healthnet Dowe | 1 |
| Julian Center 34 North (either/both) | |
| Midtown Adult (either) | 11 |
| Midtown Youth | |
| Midtown Project Based | 5 |
| Midtown Intecare I | |
| Midtown Intecare II | 4 |
| Midtown First Home Safe Haven | 12 |
| PIH Burton | 1 |
| PIH Colonial Park | |
| PIH Crown Point | 2 |
| PIH Gladstone | 1 |
| PIH Mozingo | |
| PIH Orleans I (family) | |
| PIH Orleans II - Fallview (family) | 1 |
| Penn Place IHA units | 18 |
| Salvation Army Barton Center (family) | 1 |
| Individual | 56 |
| Family | 3 |

| | |
|---|------|
| Housed by service provider | 49 |
| AccessAbility | |
| Adult and Child | 1 |
| Coburn | |
| Damien Center | 5 |
| Gallahue | |
| HIP | |
| Horizon House | 4 |
| Julian Center | 1 |
| Midtown | 14 |
| Pedigo | 14 |
| Pour House | 9 |
| Salvation Army | |
| Step Up | |
| Wheeler Center for W&C | 1 |
| Boner Center | |
| Transfer | |
| Taken off list (housed on own, moved, deceased) | 7 |
| Total apps at end of month | 228 |
| complete | 151 |
| incomplete | 20 |
| Process of being housed | 34 |
| Transitional | 11 |
| HOLD | 12 |
| | |
| Average time on current wait list (months) - do not include transitional, hold or incomplete =SUMP2-02/30 | 8.95 |
| Persons terminated | 3 |
| Adult and Child PHI | |
| Adult and Child PHII | |
| Adult and Child SPC SRA | |
| Boner Center Our Town | 1 |
| Boner Center Scattered Site (family) | |
| Boner Center Special Needs (either/both) | |
| Damien Center (either) | |
| Englewood | |
| Healthnet Dowe | |
| Julian Center 34 North (either/both) | |
| Midtown Adult (either) | |
| Midtown Youth | |
| Midtown Project Based | |
| Midtown Intecare I | |
| Midtown Intecare II | |
| Midtown First Home Safe Haven | |
| PIH Burton | 2 |
| PIH Colonial Park | |
| PIH Crown Point | |
| PIH Gladstone | |
| PIH Mozingo | |
| PIH Orleans I (family) | |
| PIH Orleans II - Fallview (family) | |
| Salvation Army Barton Center (family) | |
| Left on own accord back to streets | 1 |
| Moved | 1 |

Inventory as of 3/21/16

| | Studio | 1 bed | 2 bed | 3 bed | 4 bed |
|--|------------|------------|-----------|-----------|----------|
| Family units | | | | | |
| Individual units | 107 | 242 | | | |
| Either units size of unit is determined but could be individual or couple) | 3 | 17 | | | |
| Either - size of unit is not determined | | 55 | | | |
| Total | 110 | 314 | 45 | 40 | 4 |

| | Studio | 1 bed | 2 bed | 3 bed | 4 bed |
|-------------------------|------------|------------|-----------|-----------|----------|
| scattered site | 26 | 197 | | | |
| modified scattered site | | 1 | 11 | 24 | 3 |
| project based | 79 | 121 | 34 | 16 | 1 |
| Total | 105 | 319 | 45 | 40 | 4 |

| | Studio | 1 bed | 2 bed | 3 bed | 4 bed |
|-----------------------------|--------|-------|-------|-------|-------|
| Turnover 2015 (guesstimate) | 46 | 52 | 6 | 6 | |

Need as of 3/21/16

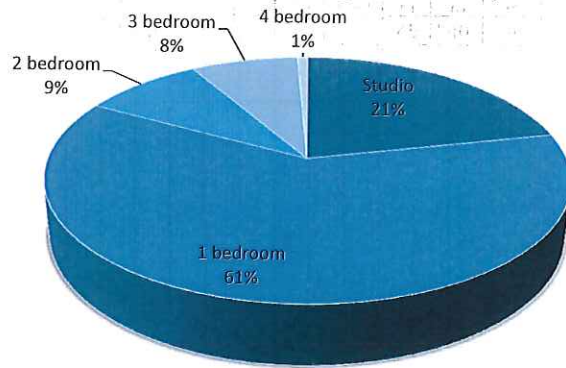
| | Studio | 1 bed | 2 bed | 3 bed | 4 bed |
|------------------------------|--------|-------|-------|-------|-------|
| Family units (complete apps) | | | | | |
| VI over 30 | | | 18 | 1 | |
| VI 25 - 39 | | | 4 | | |
| VI 20 - 24 | | | 6 | | |
| VI under 19 | | | 3 | | |
| | | | 5 | 1 | |

| | Studio | 1 bed | 2 bed | 3 bed | 4 bed |
|---------------------------------|--------|-------|-------|-------|-------|
| Individual units complete apps) | | | | | |
| VI over 40 | | 147 | | | |
| VI 30 - 39 | | 3 | | | |
| VI 25 - 29 | | 50 | | | |
| VI 20 - 24 | | 47 | | | |
| VI under 19 | | 29 | | | |
| | | 18 | | | |

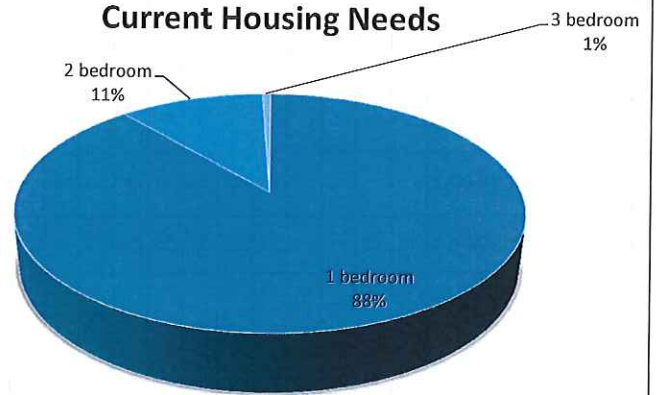
Scattered Site Needs

| | Studio | 1 bed | 2 bed | 3 bed | 4 bed |
|--------------------------------|--------|-------|-------|-------|-------|
| Person with a sex offense (8%) | | 12 | | | |
| Person with ADA (3%) | | 5 | 2 | | |
| 18 - 24 yo | | 7 | 2 | | |
| Person with HIV | | 4 | | | |

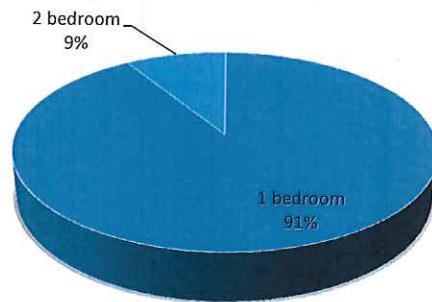
Current Housing Inventory



Current Housing Needs



Housing Needs above 25 VI score



| Programs | Number of Units | Individual/Family | Studio | 1 bedroom | 2 bedroom | 3 bedroom | 4 bedroom | Project Based / Scattered Site | Chronic Only | Turnover 2015 |
|--|-----------------|-------------------|------------|------------|-----------|-----------|-----------|-----------------------------------|--------------|---------------|
| Adult and Child PHI | 8 | individual | 8 | | | | | scattered site | | 1 |
| Adult and Child PHII | 16 | individual | 16 | | | | | scattered site | | 0 |
| Adult and Child SPC-SRA | 10 | individual | 9 | 1 | | | | scattered site | | 0 |
| Boner Center Our Town | 10 | individual | 9 | 1 | | | | project based | yes | 9 |
| Boner Center Scattered Site (family) | 16 | family | | 1 | 5 | 9 | 1 | modified scattered site | no | 3 |
| Boner Center Special Needs (either/both) | 33 | both | | 10 | 6 | 15 | 2 | 10 pb; 23 modified scattered site | no | 1 |
| Damien Center (either) | 35 | either | | 35 | x | x | | scattered site | no | 7 |
| Damien Center Reallocation | 10 | either | | 10 | x | x | | scattered site | no | |
| Englewood | 10 | either | 3 | 3 | 3 | 1 | | project based | no | 1 |
| Healthnet Dowe | 17 | individual | | 17 | | | | scattered site | yes | 1 |
| Julian Center 34 North (either/both) | 16 | either | | 3 | 6 | 6 | 1 | project based | yes | 1 |
| Midtown Adult (either) | 10 | either | | 10 | x | x | | scattered site | no | 6 |
| Midtown Adult (individual) | 40 | individual | | 40 | | | | scattered site | | |
| Midtown Adult Reallocation | 11 | individual | | 11 | | | | project based (Penn) | yes | |
| Midtown Youth | 10 | individual | | 10 | | | | scattered site | no | 1 |
| Midtown Project Based | 20 | individual | | 20 | | | | scattered site | yes | 3 |
| Midtown Project Based Reallocation | 5 | individual | | 5 | | | | project based (Penn) | yes | |
| Midtown Intecare I | 17 | individual | 17 | | | | | scattered site | yes | 11 |
| Midtown Intecare II | 30 | Individual | | 30 | | | | scattered site | yes | 6 |
| Midtown Intecare II Reallocation | 4 | individual | | 4 | | | | project based (Penn) | yes | |
| PIH Burton | 23 | individual | 23 | | | | | project based | no | 12 |
| PIH Colonial Park | 29 | individual | | 29 | | | | project based | no | 5 |
| PIH Crown Point | 39 | both | | 18 | 19 | 2 | | project based | yes | 14 |
| PIH Gladstone | 42 | individual | 22 | 20 | | | | project based | yes | 13 |
| PIH Mozingo | 10 | individual | 4 | 6 | | | | project based | yes | 4 |
| PIH Orleans I at Fall Creek View | 10 | individual | | 10 | | | | project based | yes | 5 |
| PIH Orleans II | 19 | family | | | 19 | | | project based | no | 3 |
| Salvation Army Barton Center (family) | 13 | family | | | 4 | 9 | | project based | yes | 3 |
| Totals | 513 | | 105 | 319 | 45 | 40 | 4 | | | 110 |